



# Submit Your Attestation Form

## *Established QI Projects for 10 or More Physicians*

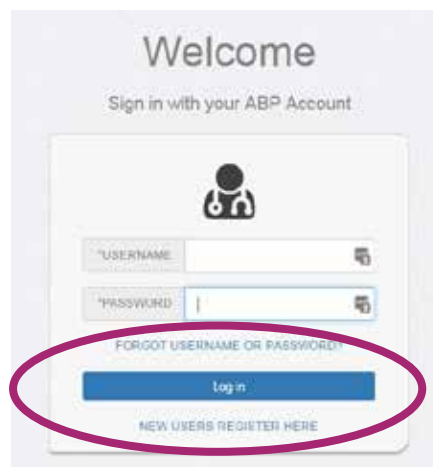
**NOTE:** An attestation form only needs to be submitted if you have completed an established QI Project for more than 10 physicians in which you are applying to receive MOC credit. This does NOT pertain to any web-based activities.

### Step 1: Log into Your Portfolio

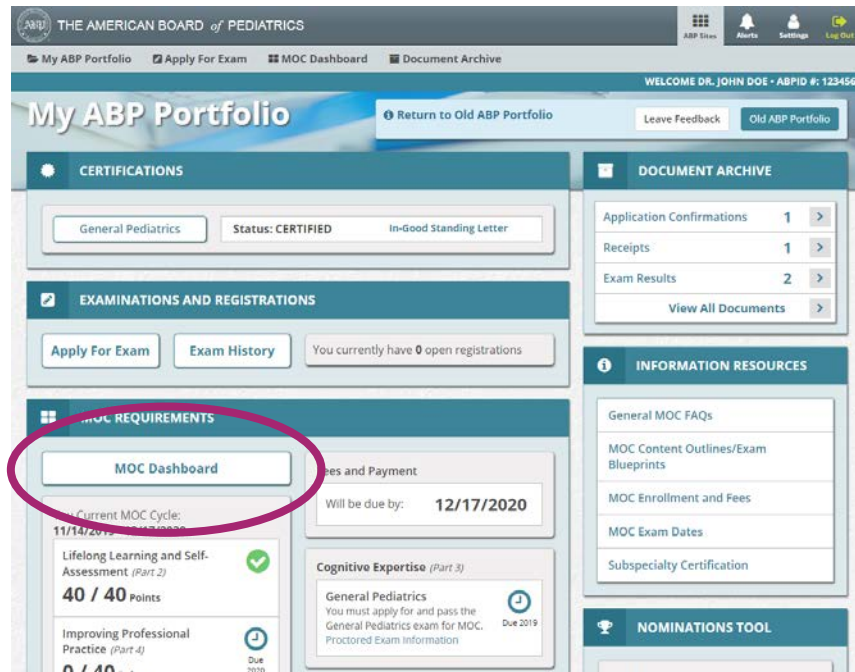
- Go to the ABP website at [www.abp.org](http://www.abp.org).
- In the upper right corner of the home page, click on **Log In**.



- The page will change, and you will then enter your username and password and click **Log In**.

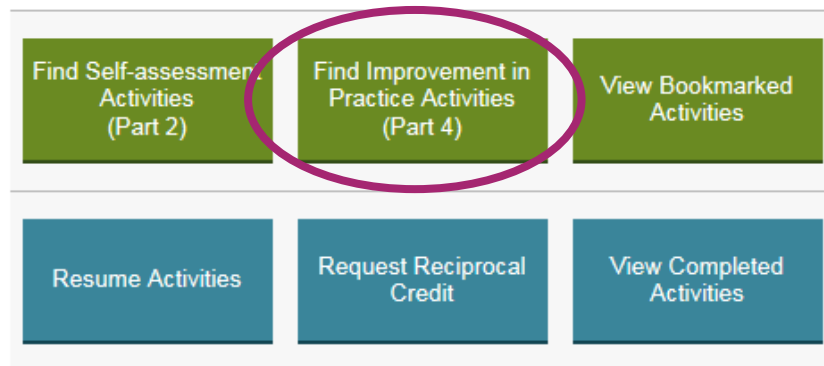


## Step 2: Click on the MOC Dashboard



## Step 3: Click on Find Improvement in Practice Activities (Part 4)

### My MOC Activities

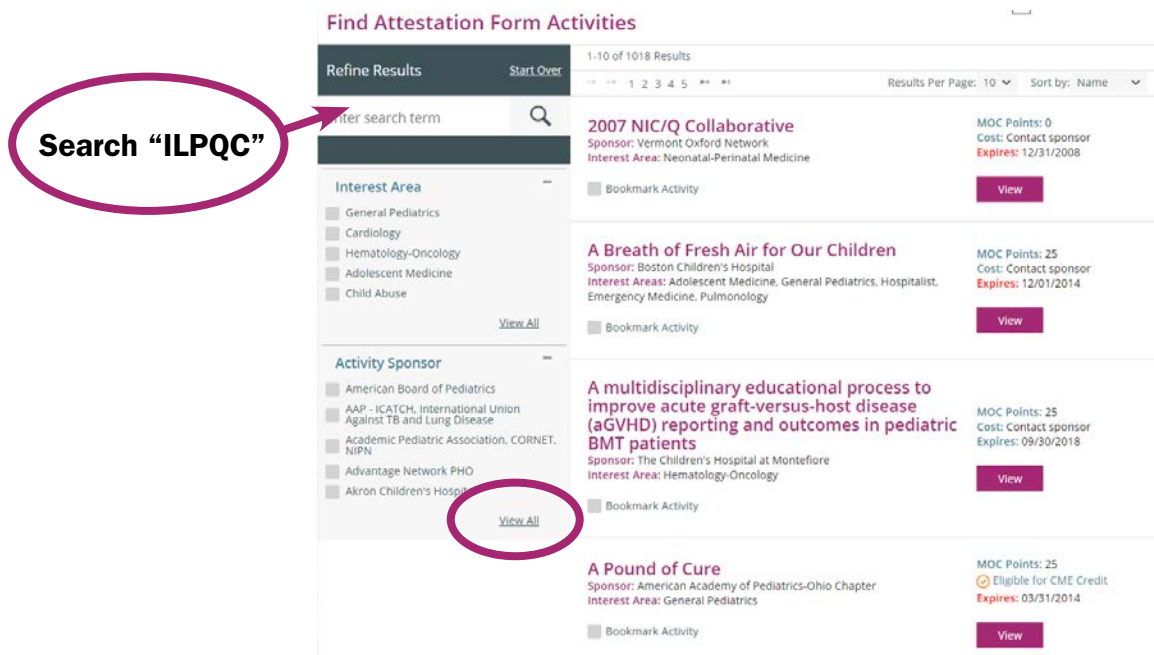


## Step 4: Click on “Find an Attestation for Approved Sponsored QI Projects”



## Step 5: Refine Your Results

- On the left-hand side, you will see **Refine Results**. Please scroll down until you see **Activity Sponsor**. To display the full list of Activity Sponsors please click on **View All**. Scroll down to the appropriate sponsor and put a check mark in the box in front of their name. This will then display all the approved QI projects for that sponsor.



- Scroll down until you see to the QI project you have completed. Click on the purple box that says **View**. This will display the Activity Profile.

The screenshot shows a web interface titled "Find Attestation Form Activities". On the left, there is a sidebar with a search bar containing "ILPQC", a "Clear search terms" button, and a list of "Interest Area" filters including General Pediatrics, Neonatal-Perinatal Medicine, Adolescent Medicine, Cardiology, and Child Abuse. Below this is a list of "Activity Sponsor" options. The main content area displays four activity cards. The first card is "ILPQC Golden Hour", the second is "ILPQC Golden Hour Sustainability", the third is "ILPQC Nutrition", and the fourth is "Mothers and Newborns affected by Opioids (MNO) Initiative". Each card includes details about the sponsor, interest area, MOC points, cost, and expiration date, along with a "View" button. Annotations include a purple oval around the search bar with the text "Search 'ILPQC'", and two purple ovals around the "View" buttons of the "ILPQC Golden Hour Sustainability" and "Mothers and Newborns affected by Opioids (MNO) Initiative" cards, with a callout box saying "Choose your initiative".

**Search "ILPQC"**

**Choose your initiative**

Activity Name	Sponsor	Interest Area	MOC Points	Cost	Contact sponsor	Expires
ILPQC Golden Hour	ILPQC Illinois Perinatal Quality Collaborative: Neonatal PQI	Neonatal-Perinatal Medicine	25	Contact sponsor		08/31/2017
ILPQC Golden Hour Sustainability	ILPQC Illinois Perinatal Quality Collaborative: Neonatal PQI	Neonatal-Perinatal Medicine	25	Contact sponsor		03/31/2020
ILPQC Nutrition	ILPQC Illinois Perinatal Quality Collaborative: Neonatal PQI	Neonatal-Perinatal Medicine	25	Contact sponsor		12/31/2014
Mothers and Newborns affected by Opioids (MNO) Initiative	ILPQC Illinois Perinatal Quality Collaborative: Neonatal PQI	Child Abuse, Developmental-Behavioral, General Pediatrics, Hospital Medicine, Neonatal-Perinatal Medicine	25	Contact sponsor		04/30/2020

- Click on the blue box that says **Attestation Form**. This will open the form in a separate window.

**2007 NIC/Q Collaborative**

**Sponsor:**  
Vermont Oxford Network

**Completion Criteria:**  
Once you have met the activity completion criteria set by the sponsor organization, complete the QI Project Physician Attestation form (see link below) and forward to the sponsor organization for signature. The sponsor organization notifies the American Board of Pediatrics of your completion.

**Activity Contact:**  
Kathy Leahy  
Phone: (802)865-4814 ext. 205  
Email: [kathy@oxford.org](mailto:kathy@oxford.org)

**CME Available:**  
No

[← Back to Find Attestation Form Activities](#)

MOC Points: 0  
Cost: Contact sponsor  
Expires: 12/31/2008  
[External Website](#)

☐ Bookmark Activity

**Attestation Form**

[Print](#)

- At the top of the Attestation Form, you will see a button that says **Printer Friendly PDF** button. Click on this. The screen will change, and you should have the option to save or print (depending on the PDF software that is on your computer).



**The American Board of Pediatrics  
Quality Improvement Project for MOC  
Attestation Form**

**Printer Friendly PDF**

Complete this Attestation Form if you are an ABP-certified physician seeking credit under Maintenance of Certification for Performance in Practice (Part 4). To be eligible for credit, you must have satisfied all requirements for meaningful participation.

After you complete this attestation form, submit it to your project's Local Leader or the QI Project Leader (depending on how your project is organized) for signature. The Leader will forward completion documentation to the ABP so that you can receive credit for MOC. The ABP receives only documentation of your successful completion of the project and identifying information to ensure your ABP record is accurately updated.

## Step 6: Submit the Attestation Form to the Sponsoring Organization

- Answer all questions** on the Attestation Form.
- Sign and date** as the participant physician.
- Submit the attestation form to your QI Project's Local Leader** or the QI Project Leader (depending upon how your project is organized) for signature.

**PLEASE NOTE:** The sponsoring organization will enter your credit directly in our system and keep the attestation form with their project records. Once your credit is posted, you will be sent an automated email telling you to check your ABP Portfolio.