


# COVID-19



HSBS  
St. John's  
Hospital

## INSTRUCTIONS FOR DONNING PPE USING PAPR *updated 4/10/20*

Clean Donning Stations have been created using isolation carts, bedside tables, or other tabletop surfaces outside of airborne/contact isolation rooms that do not have ante-rooms. Contact the safety officer, if available, to assist with PPE donning.

### DONNING PROCESS

#### 1. REMOVE EYEWEAR AND SIMPLE/SURGICAL MASK

- Place in paper bag for storage



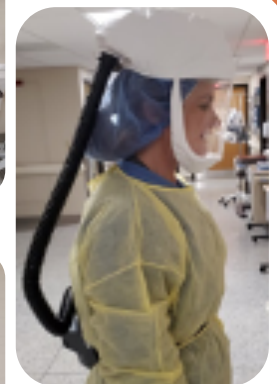
#### 2. GOWN

- Fully cover torso from neck to knees, arms to end of wrists and wrap around the back
- May use additional gown on backwards underneath top gown to cover the back if necessary
- Fasten gown in the back of neck and waist
- Apply bouffant cap for those with exposed hair



#### 3. PAPR

- Secure PAPR blower around waste
- Turn on blower
- Ensure PAPR hose is free from kinks and airflow is unimpeded
- Place appropriate size hood on head and adjust as needed
- Confirm positive airflow with hand either through the chin holes (Airmate) or through elastic band around the face (Versaflo)




#### 4. GLOVES


- Extend to cover wrist of isolation gown by tucking gown sleeves into gloves
- May pierce gown sleeve with thumb before donning gloves to prevent wrist exposure



**CORRECT PPE APPLICATION FOR AIRBORNE/CONTACT USING PAPR**



# COVID-19



HSBS  
St. John's  
Hospital

## INSTRUCTIONS FOR DOFFING PPE USING PAPR

Doffing stations have been created on the units without ante-rooms using bedside tables. Contact the safety officer, if available, to assist with PPE doffing. Remove PPE in the following sequence:

### DOFFING PROCESS

#### 1. PERFORM HAND HYGEINE

- Use hand hygiene to cleans gloves prior to leaving the room
- Exit room



#### 2. PAPR BELT AND BLOWER

- Back up to dirty doffing station (bedside table, ante-room counter)
- Unclasp belt and set PAPR blower on tabletop surface



#### 3. GOWN AND GLOVES

- Grasp the gown in the front and pull away from your body so that the ties break, touching outside of gown only with gloved hands
- While removing the gown, fold or roll the gown inside-out into a bundle
- As you are removing the gown, peel off your gloves at the same time, only touching the inside of the gloves and gown with your bare hands, place the gown and gloves into a waste container
- Prevent contamination of scrubs by avoiding touching the doffing station if possible

#### 4. PERFORM HAND HYGEINE

- Don a pair of clean gloves

#### 5. PAPR

- Remove PAPR hood
- Turn off the PAPR blower
- Remove bouffant cap and discard in trash
- Wipe mask with approved disinfectant wipes beginning with the inside of the hood, then move outside, down the hose to the blower and wipe belt
- Place in the bag for reuse during the shift or send to soiled utility for reprocessing in central supply
- Wipe down all tabletop surfaces with appropriate disinfectant wipes



**CORRECT PPE APPLICATION AFTER DOFFING PPE ON PATIENT UNITS**

